

K. K. Das College

GRH – 17, Baishnabghata –

Patuli Kolkata – 700084

West Bengal

India



Feedback Report

2019-2020

Prepared by: Feedback Analysis Cell



K.K. Das College

Feedback Report 2019-20

Feedback is a vital part of teaching - learning process and the overall development of the institution. The collection and analysis of feedback from different stakeholders assist the institution to understand the need of the society and what other stakeholders expect from the institute. With this aim the college has developed the following feedback systems. The feedback is collected from the stakeholders by the IQAC through feedback committee and is analyzed. In continuation with students' and parents' feedback, teaching staff feedback is introduced in the academic session 2019-20. However, due to the outbreak of the global pandemic and the colleges going remote since March 2020, the timely collection of feedback from the parents was hampered. Hence parents' feedback could not be taken for the current academic session. After analysis of feedback, an inclusive report is prepared and is communicated to those concerned for their improvement. The report of the same will be uploaded on the college website.

Feedback Process in the Academic Session 2019-20

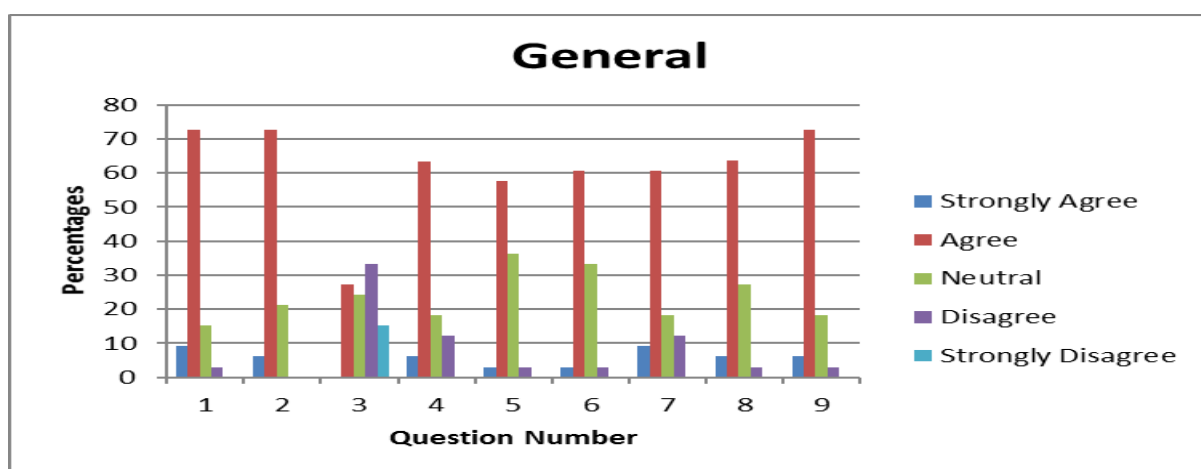
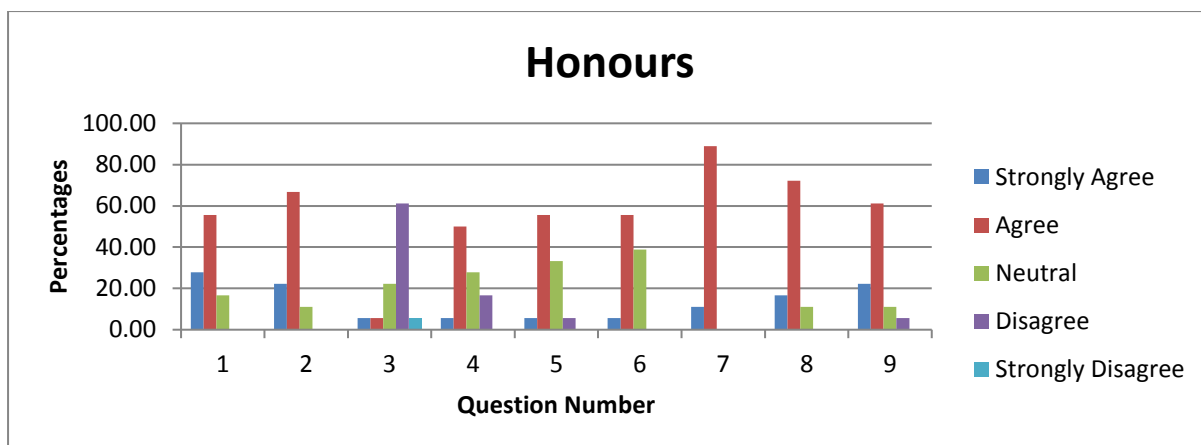
Sl. No.	Stakeholders	Feedback Frequency	Mode of Feedback	Objective	No. of Respondents	Duration of Feedback Taken
1	Students	Once	Online	To evaluate teaching quality and curriculum, functioning of various units and physical facilities of the institution	80 (on overall institute) 51 (on curriculum)	29.10.2020 to 27.11.2020
3	Teachers	Once	Offline	To evaluate the quality of curriculum and infrastructural support system that will aid in teaching-learning process	29	07.12.2020 to 11.12.2020

Report of Analysis of Feedback on Curriculum Collected From Different Stakeholders

K. K. Das College is affiliated to the University of Calcutta and strictly follows the curriculum prescribed by the University. Hence, the institution does not enjoy much freedom to design the curriculum, i.e. the course structure, the syllabi, etc. and to receive any suggestions for improvement. 51 students have responded on the curriculum, out of which 18 candidates are honours students and rest are general candidates.

Students' Feedback on Curriculum

Question No.	Questions	Honours (In Percentage)				
		Strongly Agree	Agree	Neutral	Disagree	Strongly Disagree
1	The curriculum/syllabus is up-to-date and at par with other universities	27.80	55.6	16.7	0	0
2	The curriculum content is interesting and encourages extra learning and self learning	22.2	66.7	11.1	0	0
3	The syllabus/course content was challenging and the course content could not be understood well	5.6	5.6	22.2	61.1	5.6
4	The duration of the course is adequate enough to cover the entire syllabus	5.6	50	27.8	16.7	0
5	The allocation of the marks to the course is appropriate in relation to the level of course work	5.6	55.6	33.3	5.6	0
6	The depth of the course content is adequate in relation to the expected Course Outcomes	5.6	55.6	38.9	0	0
7	The syllabus enabled me to improve my ability to formulate, analyze and solve problems	11.1	88.99	0	0	0
8	Syllabus inculcated necessary ethical values and concern for the society	16.7	72.2	11.1	0	0
9	The recommended textbooks are adequately and easily available	22.2	61.1	11.1	5.6	0

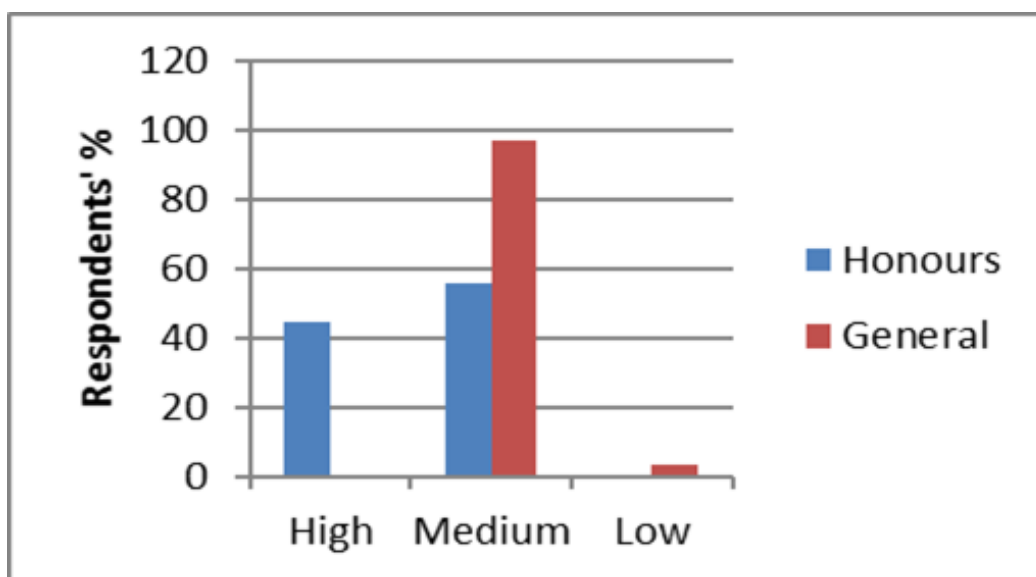


Question No.	Questions	General (In percentage)				
		Strongly Agree	Agree	Neutral	Disagree	Strongly Disagree
1	The curriculum/syllabus is up-to-date and at par with other universities	9.1	72.7	15.2	3	0
2	The curriculum content is interesting and encourages extra learning and self learning	6.1	72.7	21.2	0	0
3	The syllabus/course content was challenging and the course content could not be understood well	0	27.3	24.2	33.3	15.2
4	The duration of the course is adequate enough to cover the entire syllabus	6.1	63.3	18.2	12.1	0
5	The allocation of the marks to the course is appropriate in relation to the level of course work	3	57.6	36.4	3	0

6	The depth of the course content is adequate in relation to the expected Course Outcomes	3	60.6	33.3	3	0
7	The syllabus enabled me to improve my ability to formulate, analyze and solve problems	9.1	60.6	18.2	12.1	0
8	Syllabus inculcated necessary ethical values and concern for the society	6.1	63.6	27.3	3	0
9	The recommended textbooks are adequately and easily available	6.1	72.7	18.2	3	0

On an average 9.5% of the respondents strongly agree, 59.03% agree, 21.36% are neutral, 8.97% disagree and 1.16% strongly disagree with the current syllabus of the two programmes designed by the University of Calcutta as followed by our college.

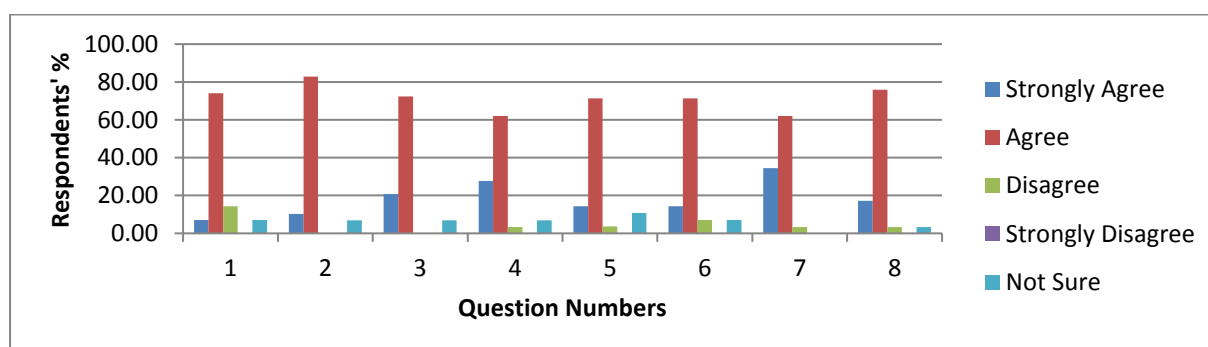
Size of the syllabus in terms of load/burden on the student		High	Medium	Low
	Honours	44.4	55.6	0
General	0	97	3	



Teachers' Feedback on Curriculum

We have received 29 teachers' feedback on the curriculum and analysed it. All figures are in percentages

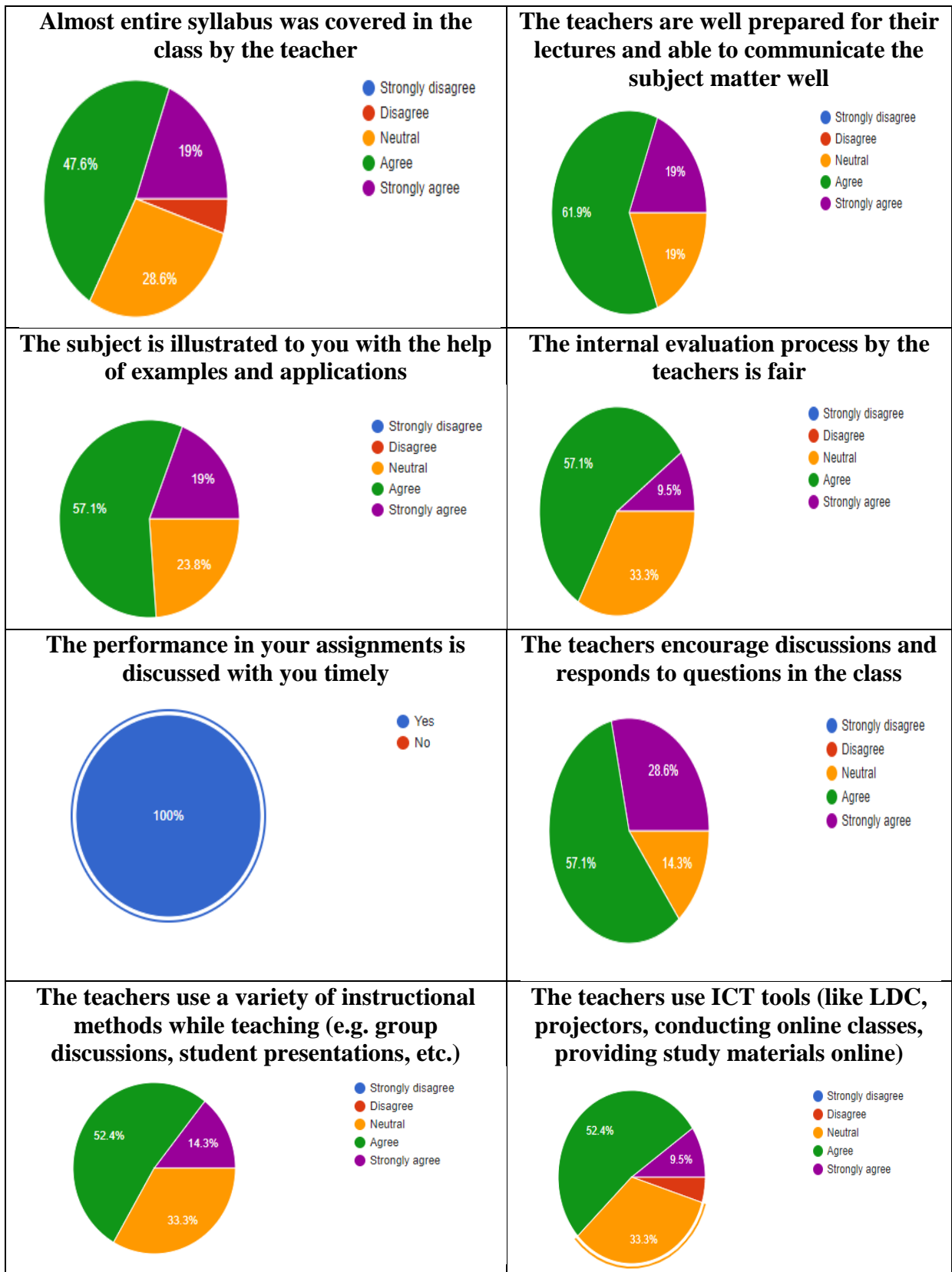
Question No.	Questions	Strongly Agree	Agree	Disagree	Strongly Disagree	Not Sure
1	Syllabus is suitable to the course and sufficient to cover the course	7.10	74.1	14.3	0	7.1
2	Curriculum is based on the needs of the students (updated in terms of demand)	10.3	82.8	0	0	6.9
3	Course objectives and outcome of the syllabi are well defined and clear to teachers and students	20.7	72.4	0	0	6.9
4	Course content is followed by corresponding reference books / materials	27.6	62.1	3.4	0	6.9
5	The references listed are relevant, appropriate and updated	14.3	71.4	3.6	0	10.7
6	The curriculum has good balance between theory and applications	14.3	71.4	7.1	0	7.1
7	The course curriculum has increased my knowledge and perspective in the subject area	34.5	62.1	3.4	0	0
8	The curriculum ensure student participation in learning process	17.2	75.9	3.4	0	3.4



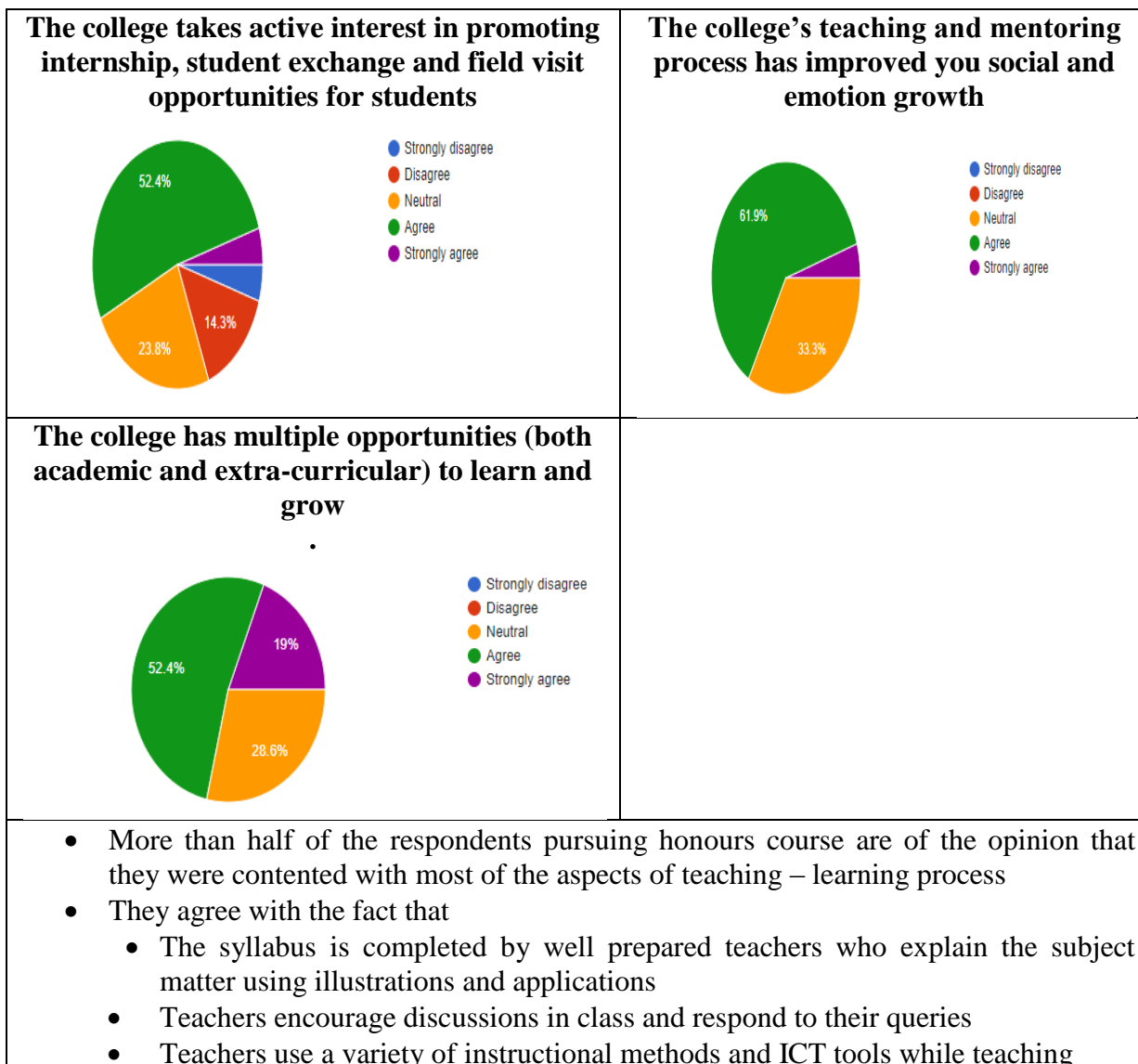
On an average 18.25% of the faculty members strongly agree, 71.53% agree, 4.4% disagree, 6.13% are not sure and none of the teachers strongly disagree with the current syllabus of the two programmes designed by the University of Calcutta as followed by our college.

Feedback on Teaching Learning Process by the Students

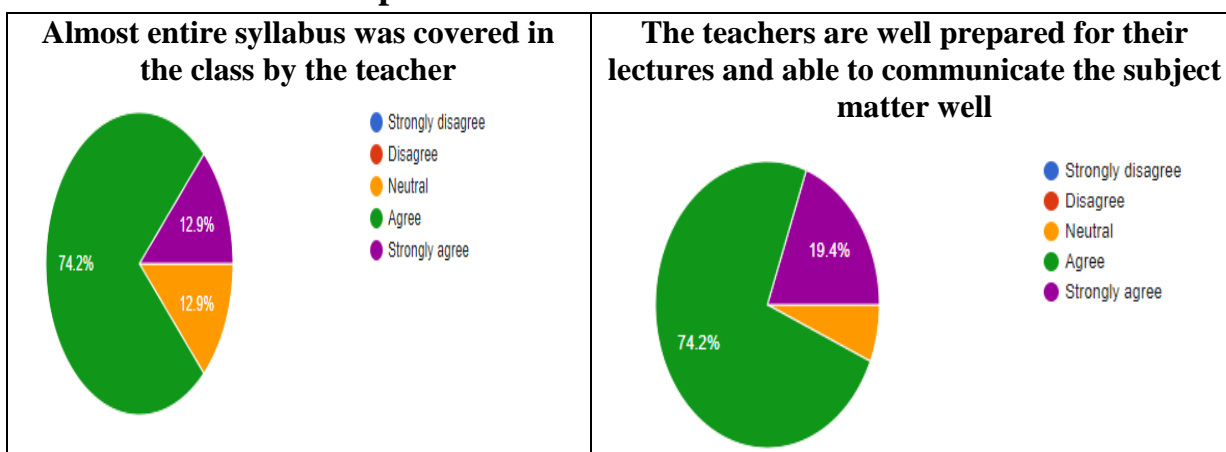
Honours



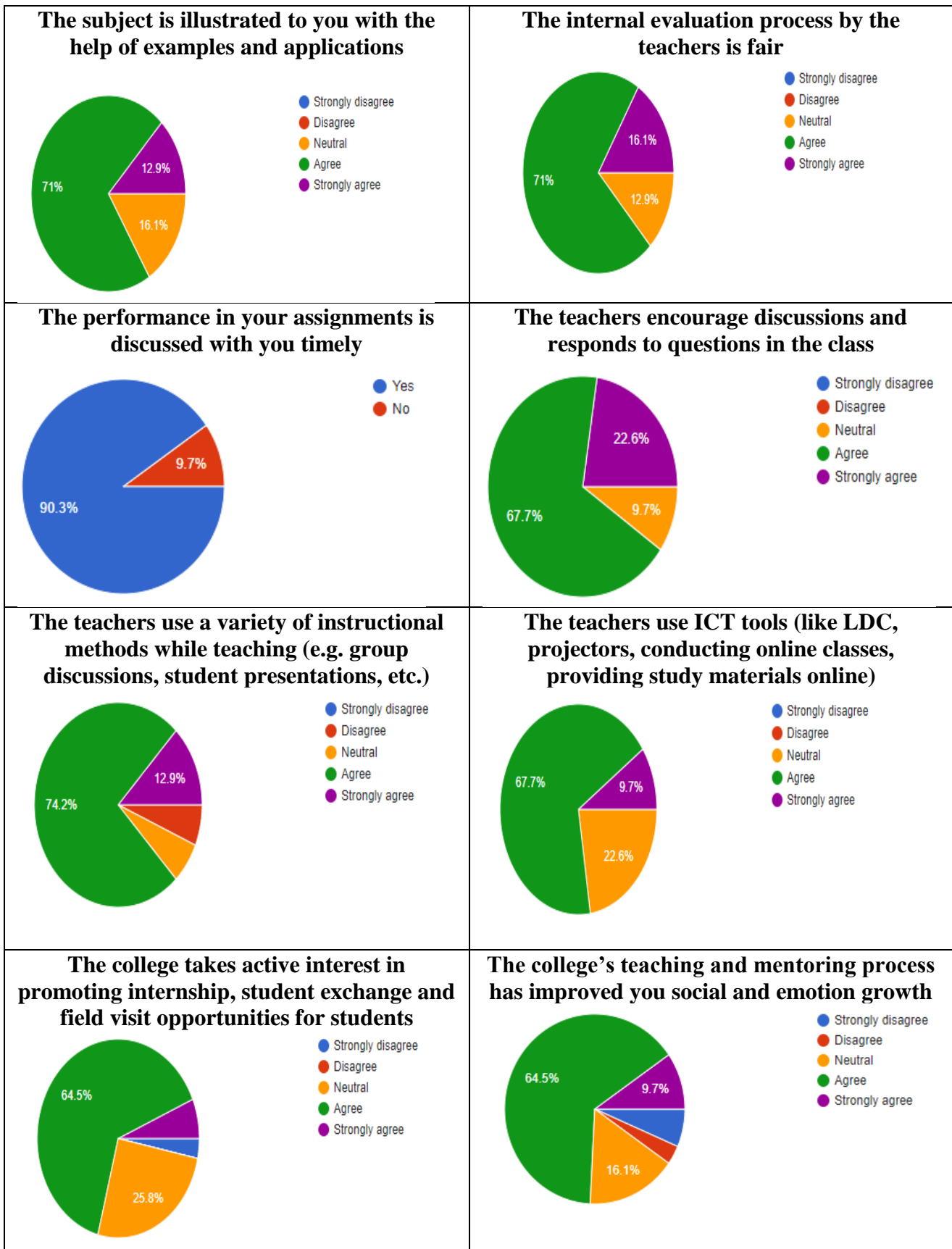
Honours



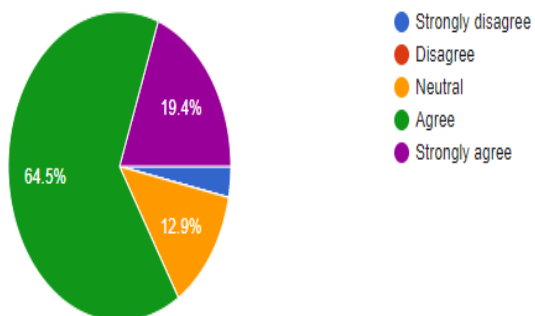
General Students' Responses



General Students' Responses



The college has multiple opportunities (both academic and extra-curricular) to learn and grow



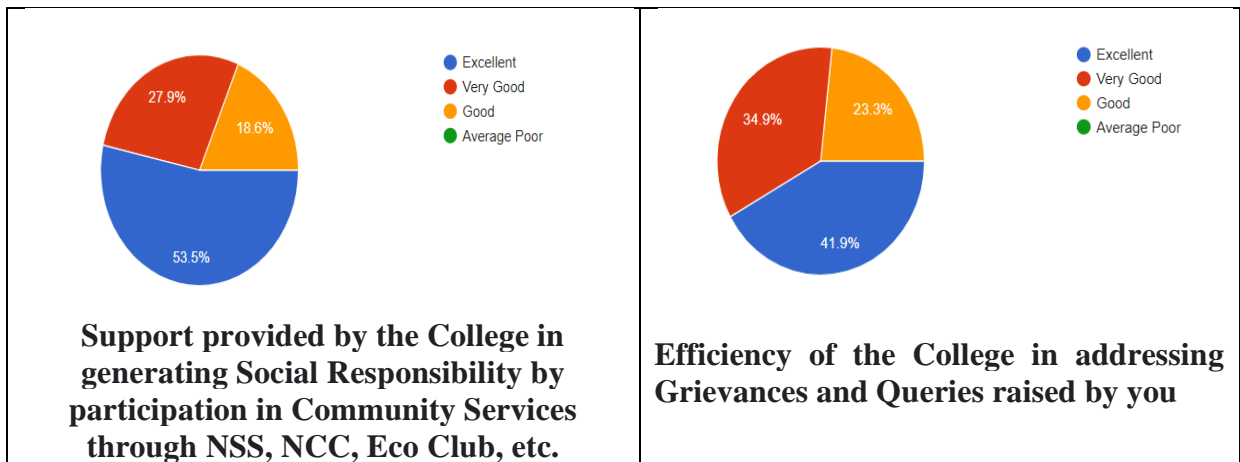
- Around 65% to 70% of the students pursuing general course have opined that they were happy with most of the aspects of teaching – learning process
- They acknowledge the fact that
 - Students are evaluated regularly and that the process of evaluation is fair
 - Teachers discuss the assignments in class
 - The college has contributed to their social and emotional growth

Feedback Report on Institution

By Students (the figures reported are for the Honours students)

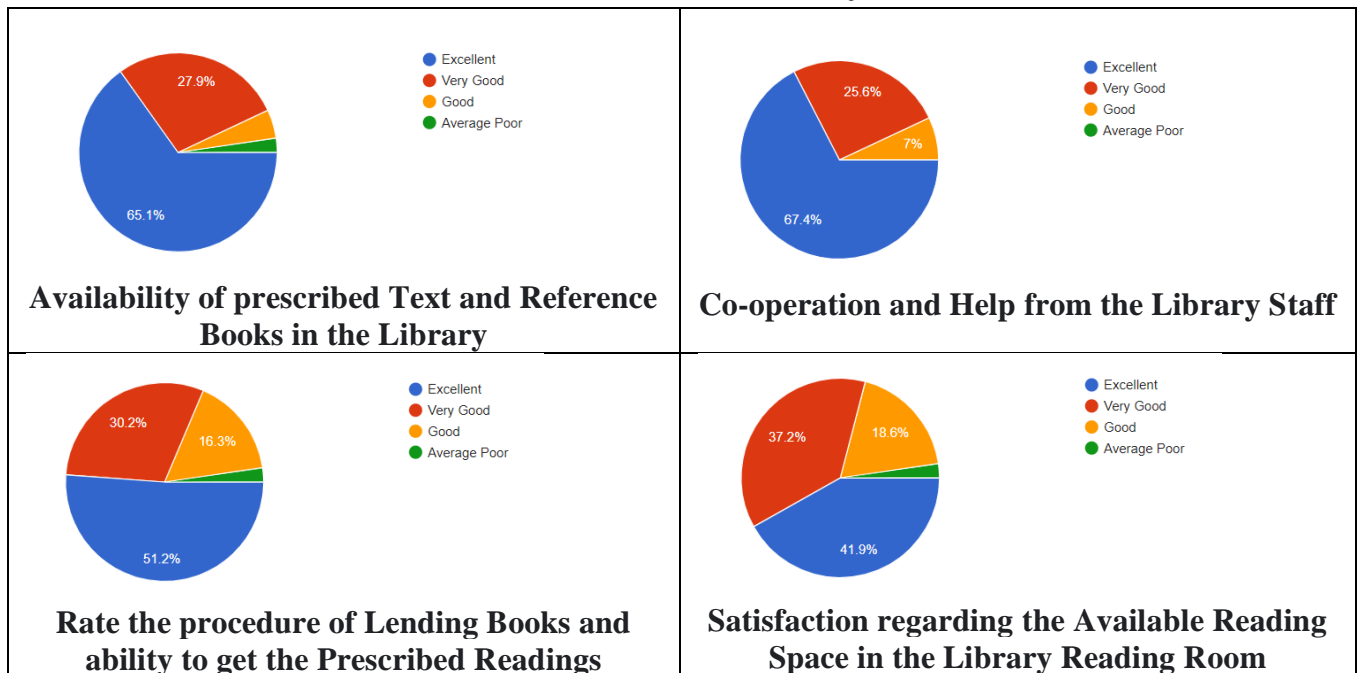
Feedback on College

<table border="1"> <thead> <tr> <th>Category</th> <th>Percentage</th> </tr> </thead> <tbody> <tr> <td>Excellent</td> <td>53.5%</td> </tr> <tr> <td>Very Good</td> <td>23.3%</td> </tr> <tr> <td>Good</td> <td>23.3%</td> </tr> <tr> <td>Average Poor</td> <td>~1.0%</td> </tr> </tbody> </table> <p>Physical Facility & Infrastructure of the College</p>	Category	Percentage	Excellent	53.5%	Very Good	23.3%	Good	23.3%	Average Poor	~1.0%	<table border="1"> <thead> <tr> <th>Category</th> <th>Percentage</th> </tr> </thead> <tbody> <tr> <td>Excellent</td> <td>58.1%</td> </tr> <tr> <td>Very Good</td> <td>32.6%</td> </tr> <tr> <td>Good</td> <td>9.3%</td> </tr> <tr> <td>Average Poor</td> <td>~0.0%</td> </tr> </tbody> </table> <p>Circulation of College Information through Prospectus, Notices, etc.</p>	Category	Percentage	Excellent	58.1%	Very Good	32.6%	Good	9.3%	Average Poor	~0.0%
Category	Percentage																				
Excellent	53.5%																				
Very Good	23.3%																				
Good	23.3%																				
Average Poor	~1.0%																				
Category	Percentage																				
Excellent	58.1%																				
Very Good	32.6%																				
Good	9.3%																				
Average Poor	~0.0%																				
<table border="1"> <thead> <tr> <th>Category</th> <th>Percentage</th> </tr> </thead> <tbody> <tr> <td>Excellent</td> <td>39.5%</td> </tr> <tr> <td>Very Good</td> <td>41.9%</td> </tr> <tr> <td>Good</td> <td>18.6%</td> </tr> <tr> <td>Average Poor</td> <td>~0.0%</td> </tr> </tbody> </table> <p>Extra-curricular Activities of the College (viz. Sports, Cultural and Recreational Activities of the College)</p>	Category	Percentage	Excellent	39.5%	Very Good	41.9%	Good	18.6%	Average Poor	~0.0%	<table border="1"> <thead> <tr> <th>Category</th> <th>Percentage</th> </tr> </thead> <tbody> <tr> <td>Excellent</td> <td>37.2%</td> </tr> <tr> <td>Very Good</td> <td>37.2%</td> </tr> <tr> <td>Good</td> <td>25.6%</td> </tr> <tr> <td>Average Poor</td> <td>~0.0%</td> </tr> </tbody> </table> <p>Support provided by the College for Skill and Personality Development</p>	Category	Percentage	Excellent	37.2%	Very Good	37.2%	Good	25.6%	Average Poor	~0.0%
Category	Percentage																				
Excellent	39.5%																				
Very Good	41.9%																				
Good	18.6%																				
Average Poor	~0.0%																				
Category	Percentage																				
Excellent	37.2%																				
Very Good	37.2%																				
Good	25.6%																				
Average Poor	~0.0%																				



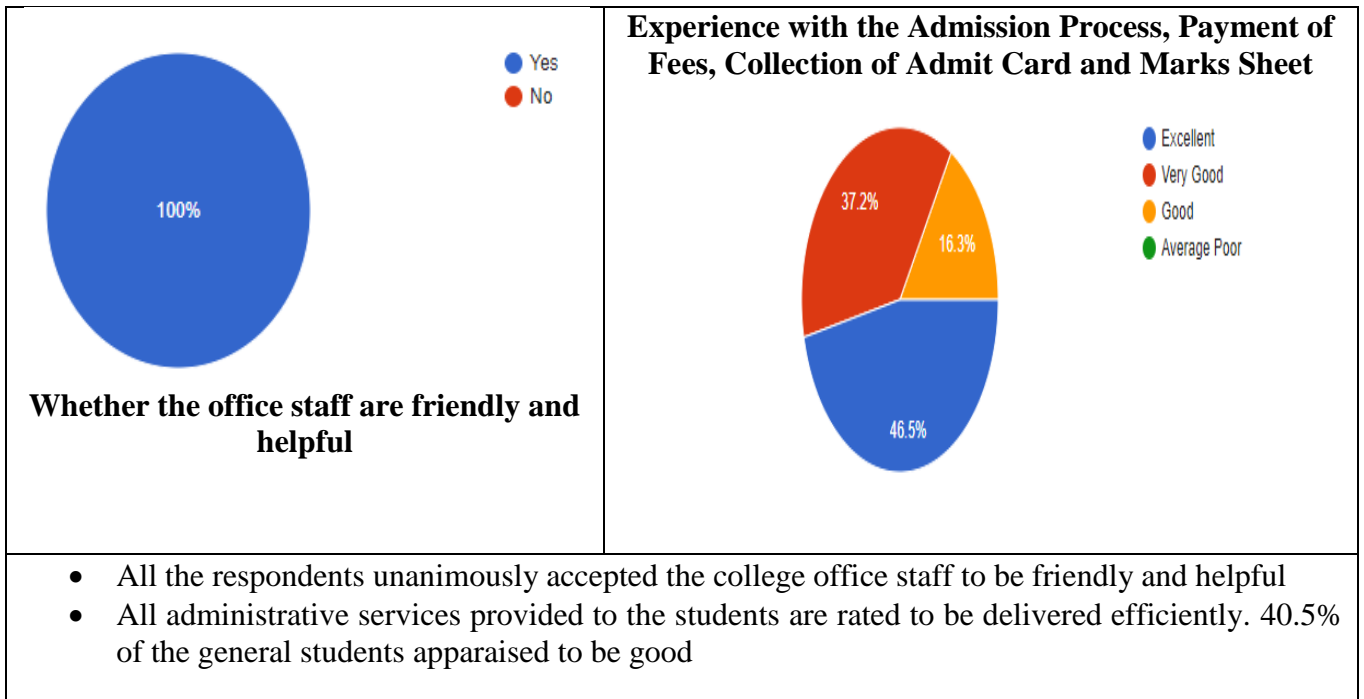
- Out of 80 respondents, 43 students are honours candidates and rest are general
- 56.8% of general students have rated the physical facilities and infrastructure of the college to be good, while majority of honours students found the facilities to be excellent
- The dissemination of information is rated to be highly acceptable to the students
- More than 40% of the students are satisfied with the extra-curricular activities provided by the college
- The skill and personality development support provided by the college to the students are rated to be high
- Activities undertaken by the college to generate social responsibilities are accepted to be good by 51.4% of general students and 53.5% of honours students are highly satisfied with the initiatives
- Addressal of grievances and queries raised by the students are satisfactory

Feedback on Library

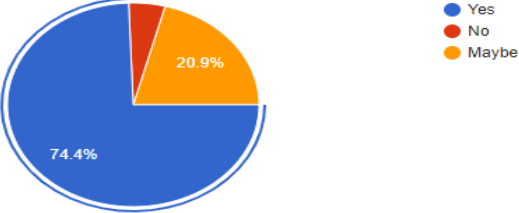
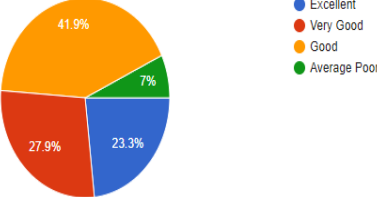
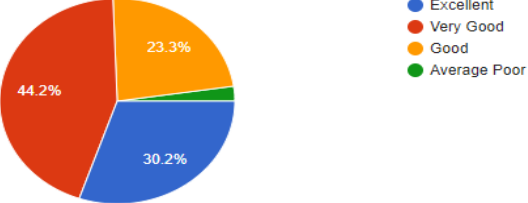


- The majority of the honours students have found the library services to be extremely satisfactory. They have evaluated the availability of prescribed references to be sufficient, the co-operation and help from library staff are also up to the mark
- However, the feedback of general students is far from satisfactory. Only 43.2% of them agree to the fact that the prescribed references and texts are available in the college library
- Only 13.5% of general students are overtly satisfied with the space available in the library reading room. Majority assess the service to be average

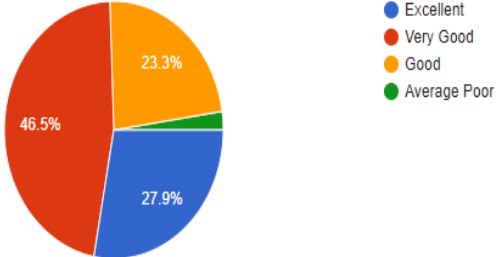
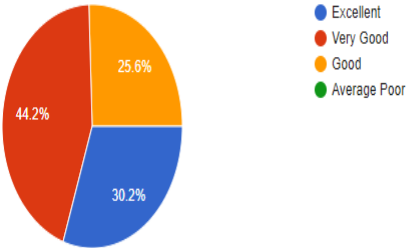
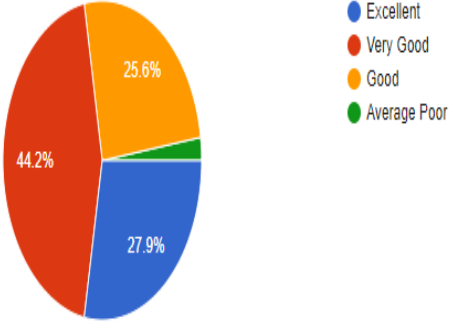
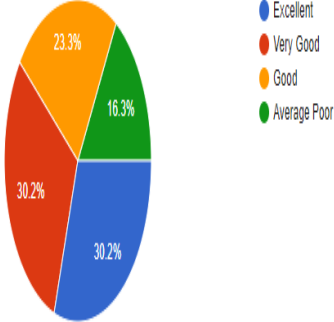
Feedback on Office



Feedback on Canteen

<p>Is the canteen premise tidy and hygienic?</p>  <p> ● Yes ● No ● Maybe </p>	<p>How do you rate the food quality?</p>  <p> ● Excellent ● Very Good ● Good ● Average Poor </p>
<p>How do you rate the prices of canteen food in comparison to food available outside</p>  <p> ● Excellent ● Very Good ● Good ● Average Poor </p>	<ul style="list-style-type: none"> • The quality of food and prices of food item are averagely rated by the general students • On the other hand, the honours candidates have expressed overall satisfaction with the canteen services

Feedback on Computer Laboratory

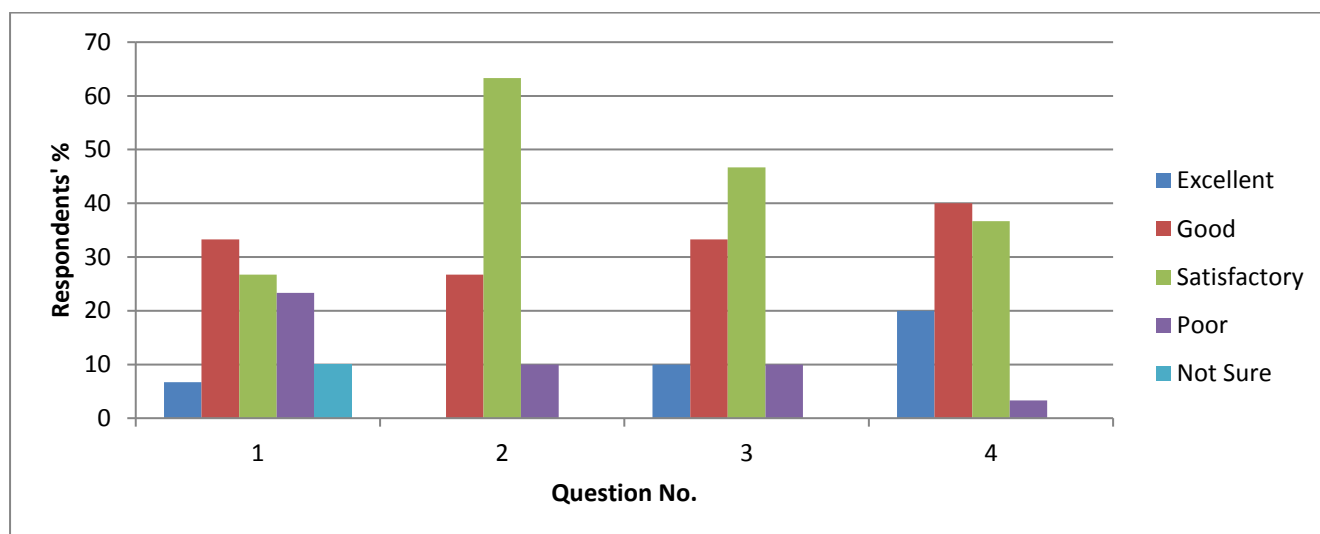
<p>Ability to access computer laboratory as and when you require</p>  <p> ● Excellent ● Very Good ● Good ● Average Poor </p>	<p>Sufficiency of infrastructure in the computer laboratory</p>  <p> ● Excellent ● Very Good ● Good ● Average Poor </p>
<p>Co-operation and help from the laboratory attendant</p>  <p> ● Excellent ● Very Good ● Good ● Average Poor </p>	<p>Accessibility of Wi-Fi connection in the campus</p>  <p> ● Excellent ● Very Good ● Good ● Average Poor </p>
<ul style="list-style-type: none"> • The students are satisfied with the computer laboratory facilities provided by the college 	

Teachers' Feedback on Overall Institution

On Institution (in percentages)

Question No.	Questions	Excellent	Good	Satisfactory	Poor	Not Sure
1	Availability of adequate teaching staff to cover the prescribed curriculum	6.7	33.3	26.7	23.3	10
2	Overall infrastructure of the college (adequate Class rooms, Toilets, Medical facilities for emergencies, etc.)	0	26.7	63.3	10	0
3	Sufficient number of prescribed books are available in the Library	10	33.3	46.7	10	0
4	Availability of Computer facilities for students and faculty members	20	40	36.7	3.3	0

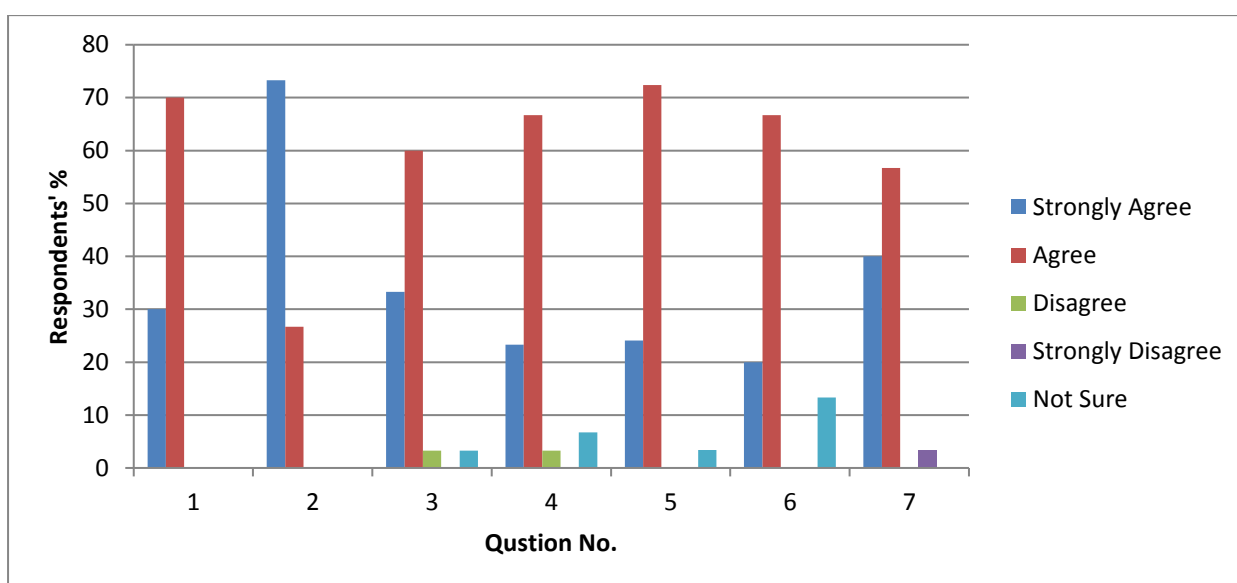
- On an average 63.3% of the faculty members are satisfied with available college infrastructure and facilities. While, 26.7% have found it to be good, 10% of teachers have rated the same as poor
- The availability of teaching staff is averagely rated to cover the prescribed curriculum within time
- 90% of teachers are satisfied with the number of books that are available in the library
- The computer facility provided by the college has been rated to be good by majority of the faculties



On Management (in percentages)

Question No.	Questions	Strongly Agree	Agree	Disagree	Strongly Disagree	Not Sure
1	The College Vision, Philosophy & Objectives are referred to and reflected in college decisions	30	70	0	0	0
2	The Principal is approachable and accessible and believes in building partnerships	73.3	26.7	0	0	0
3	Staffs are appropriately represented in the Governing Body	33.3	60	3.3	0	3.3
4	Data, documents, records and evidences are well maintained	23.3	66.7	3.3	0	6.7
5	Staff development needs are identified and programs initiated for the same	24.1	72.4	0	0	3.4
6	Recognition / Incentive / Appreciation of individual work is given	20	66.7	0	0	13.3
7	Freedom to adopt new teaching techniques (seminar presentations, group discussions, students' participation, etc.)	40	56.7	0	3.3	0

- Majority of the teachers are highly satisfied with the management policies and decisions in the college



Feedback Questionnaires



K.K. Das College GRH—17, Baishnabghata Patuli Kolkata – 84

Feedback Form on College

Please complete the following form---your feedback is valuable

Course: B. A. (G) / B. Sc. (G) / B. Com (G) / B. A. (H) / B. Sc. (H) / B. Com (H)

Subjects: Honours: _____; **General:**

Year: First year / Second year / Third year

Sl. No.	Criteria – Institution	Excellent	Very Good	Good	Average	Poor
1	The institution's classroom's are comfortable					
2	The institution's public areas are comfortable					
3	Tidiness of premises					
5	Cleanliness of toilets					
6	Provision of sufficient drinking water					
7	How do you rate sports/recreational services					
8	How do you rate the student Union facilities					

Sl. No.	Criteria – Office	Excellent	Very Good	Good	Average	Poor
1	Office is friendly and helpful					
2	Your experience with the admission process					
3	Timely availability of information regarding various examinations					
4	Your experience while paying fees					
5	Your experience with the registration process					
6	Your experience while collecting admit card					
7	Your experience while collecting mark sheet					

Sl. No.	Criteria – Canteen	Excellent	Very Good	Good	Average	Poor
1	Is the canteen premises tidy?					
2	How does the canteen services function?					
3	Is the menu suitable for you?					
4	How do you rate the food quality?					
5	Does the operating hour suit you?					

Sl. No.	Criteria – Library	Excellent	Very Good	Good	Average	Poor
1	Sufficiency in terms of availability of books					
2	Does the operating hour suit you?					
3	Is the library staff co-operative and helpful?					
4	Ability to get the prescribed readings					
5	Satisfaction regarding the available reading space in the library reading room					

Sl. No.	Criteria – Computer Laboratory	Excellent	Very Good	Good	Average	Poor
1	Computer facilities					
2	Ability to access computer laboratory as and when you require					
3	Ability to access the online resource centre					
4	Sufficiency of infrastructure in the computer laboratory					
5	Is the staff co-operative and helpful?					
6	Accessibility of Wi-Fi connection in the campus					



K.K. Das College
GRH—17, Baishnabghata Patuli
Kolkata – 84

Feedback on Teachers

Please complete the following form---your feedback is valuable

Course: B. A. (G) / B. Sc. (G) / B. Com (G) / B. A. (H) / B. Sc. (H) / B. Com (H)

Subjects: **Honours:** _____; **General:**

Year: First year / Second year / Third year

Sl. No.	Criteria – Teacher	Excellent	Very Good	Good	Average	Poor
1	Sincerity / Commitment of the teacher					
2	Interest generated by the teacher					
3	Accessibility of the teacher in and out of the class					
4	Did the teacher encourage student participation in class					
5	Encouragement and freedom of students to ask questions and give answers during lectures.					
6	Is tolerant of different opinions expressed in class					
7	The extent to which teaching staff are sympathetic and supportive to the needs of students					
8	Punctuality in class					
9	Regularity in taking class					
10	Co-operation to solve individual problems					
11	How do you rate the student-teacher relationship in your department?					



K.K. Das College
GRH—17, Baishnabghata Patuli
Kolkata – 84

Feedback on Principal

Please complete the following form---your feedback is valuable

Course: B. A. (G) / B. Sc. (G) / B. Com (G) / B. A. (H) / B. Sc. (H) / B. Com (H)

Subjects: **Honours:** _____; **General:**

Year: First year / Second year / Third year

Sl. No.	Criteria – Teacher	Excellent	Very Good	Good	Average	Poor
1	Accessibility & approachability					
2	Visibility					
3	Engagement in all activities of the institution					
4	Addressing of problems in a timely manner					
5	Innovative ideas regarding teaching-learning-evaluation as well as recreation					
6	Leadership for assessing, developing & improving environment & culture of the institution					
7	Recognition & Celebration of accomplishments (success) of students					



K.K.Das College
GRH-17, Baishnabghata Patuli, Garia, Kolkata – 84

Teacher's Feedback Form

Dear Teachers,

Appraisal and feedback have a strong positive influence on the institution and its work. Teacher's feedback is vital for improving both teaching and learning process in K.K.Das College.


Name of the Department:
Name of the Teacher:
Designation:
Courses
taught:.....Sem.:.....Year:
.....

For each statement please check the appropriate box.						
<i>On Curriculum</i>						
Sl. No.	Statement	Strongly Disagree	Disagree	Strongly Agree	Agree	Not Sure
1.	Syllabus is suitable to the course					
2.	Curriculum is based on the needs of the students (updated in terms of demand)					
3.	Course objectives and outcome of the syllabi are well defined and clear to teachers and students.					
4.	Course content is followed by corresponding reference books/materials					
5.	The references listed are relevant, appropriate and updated					
6.	The curriculum has good balance between theory and applications					

<i>On Curriculum</i>						
7.	The course curriculum has increased my knowledge and perspective in the subject area					
8.	The curriculum ensure student participation in learning process					
9.	The syllabus is sufficient to cover the programme					
<i>On College Infrastructure and Facilities</i>						
Sl. No.	Statement	Excellent	Good	Satisfactory	Poor	Not Sure
10.	Availability of adequate teaching staff to cover the prescribed curriculum					
11.	Overall infrastructure of the college (adequate class rooms, Rest rooms, toilets, medical facilities for emergencies, etc.)					
12.	Sufficient number of prescribed books are available in the library					
13.	Library is well equipped and accessible					
14.	Availability of Computer facilities for ICT based teaching to the teachers					
<i>On Management</i>						
Sl. No.	Statement	Strongly Disagree	Disagree	Strongly Agree	Agree	Not Sure
15.	The College Vision, philosophy & objectives are referred to and reflected in college decisions					
16.	College provides opportunities for continuous development of Staff					
17.	Principal/head is approachable and accessible and believes					

	in building partnerships					
18.	Staffs are appropriately represented in the Governing Body					
19.	Data, documents, records and evidences are well maintained					
20.	Staff development needs are identified and programs initiated for the same					
21.	Recognition/ Incentive/ Appreciation of the individual work is given					
22.	Freedom to adopt new teaching techniques (seminar presentations, group discussions, students' participation, etc.)					

Suggestions (if any):



Signature of the Convenor
Feedback Analysis Cell
K.K.Das College




Signature of IQAC Coordinator
K. K. Das College
IQAC Co-ordinator
K. K. Das College
GRH-17, Baishnabghata-Patuli
Garia, Kolkata - 700 084



Signature of the Principal
K. K. Das College

Dr. Ramkrishna Prasad Chakraborty
Principal
K. K. DAS COLLEGE
Garia, Kol-84